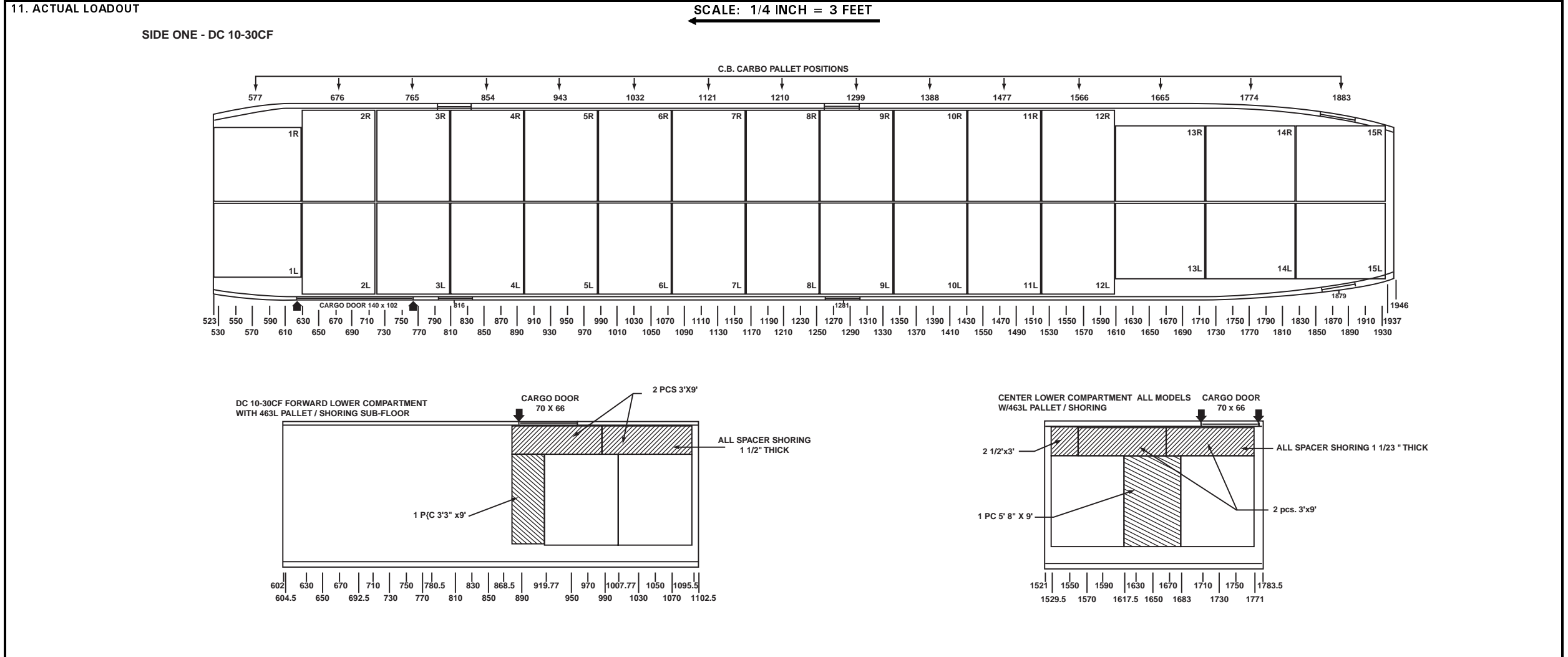


1. UNIT BEING AIRLIFTED (Name or Number)	2. UNIT IDENTIFICATION CODE	3. TYPE MOVEMENT PLAN	4. MOVEMENT DATE	5. UNIT AIRCRAFT LOAD NO.	PAGE OF PAGES
6. MISSION NUMBER	7. AIRCRAFT SERIAL NUMBER	8. CONFIGURATION	9. DEPARTURE AIRFIELD	10. DESTINATION AIRFIELD	

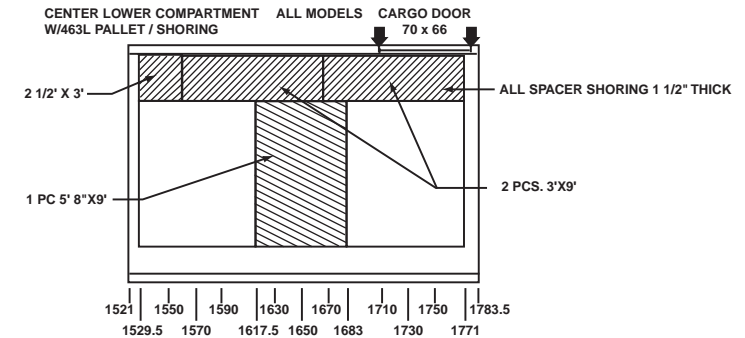
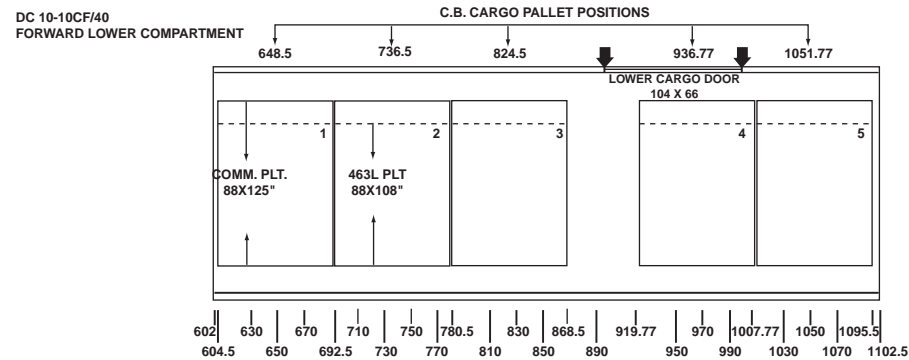
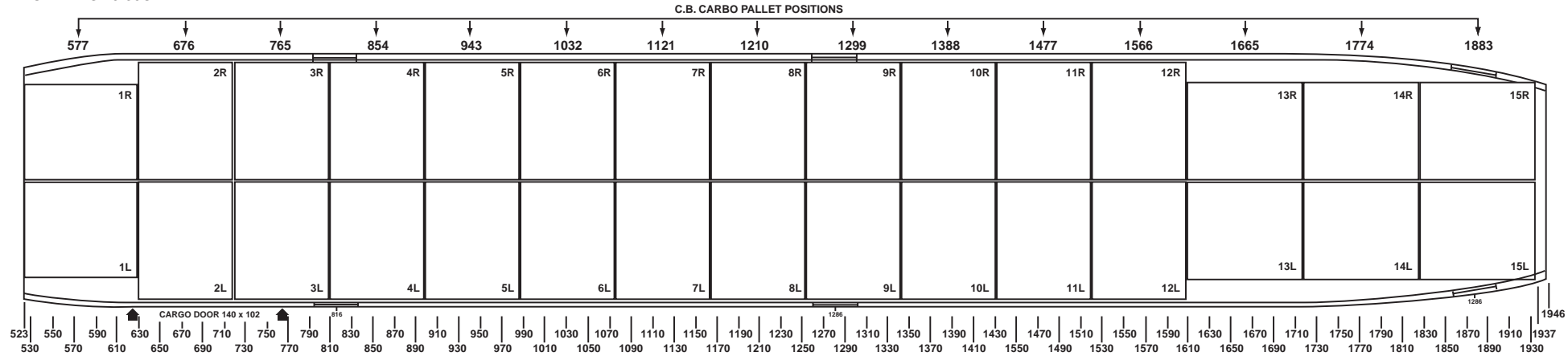


12. PASSENGER SEATS PLANNING DATA			13. TOTAL WEIGHT/MOMENT			LOAD CB STATION			LOAD CB STATION
NUMBER SEATS	AVG. WEIGHT (Pounds Each)	TOTAL PLANNED WT.	14. TOTALS						
15a. LOAD PLANNED BY			DATE CERTIFIED	TYPED/PRINTED NAME, GRADE, ORGANIZATION OF LOADPLANNER	SIGNATURE				
15b. LOAD APPROVED BY			DATE CERTIFIED	TYPED/PRINTED NAME, GRADE, ORGANIZATION OF LOADPLAN VALIDATOR	SIGNATURE				

1. UNIT BEING AIRLIFTED (Name or Number)		2. UNIT IDENTIFICATION CODE		3. TYPE MOVEMENT PLAN		4. MOVEMENT DATE		5. UNIT AIRCRAFT LOAD NO.		PAGE OF PAGES	
6. MISSION NUMBER		7. AIRCRAFT SERIAL NUMBER		8. CONFIGURATION		9. DEPARTURE AIRFIELD		10. DESTINATION AIRFIELD			

11. ACTUAL LOADOUT SCALE: 1/4 INCH = 3 FEET

SIDE ONE - DC 10-30CF



12. PASSENGER SEATS PLANNING DATA			13. TOTAL WEIGHT/MOMENT			LOAD CB STATION		LOAD CB STATION	
NUMBER SEATS	AVG. WEIGHT (Pounds Each)	TOTAL PLANNED WT.	14. TOTALS						
15a. LOAD PLANNER			DATE CERTIFIED	TYPED/PRINTED NAME, GRADE, ORGANIZATION OF LOADPLANNER		SIGNATURE			
15b. ACTUAL LOAD PLAN VALIDATOR			DATE CERTIFIED	TYPED/PRINTED NAME, GRADE, ORGANIZATION OF LOADPLAN VALIDATOR		SIGNATURE			